


# Smart Accounts Inspiration Packages

Sparkle  
your knowledge

Sparkle  
your implementation

 SmartAccounts



# Table of Contents

- 03** Inspiration Packages Overview
- 04** Future Finance Reporting
- 05** Integrated Reporting
- 06** Integrations between systems and automations
- 07** Budgeting
- 08** Consolidated Reporting
- 09** AI extensions
- 10** Excel plugin
- 12** Sparkle as a Cloud Solution Provider
- 13** About Sparkle

Prepared for

 SmartAccounts

---

INSPIRATION PACKAGES



# Inspiration Packages Overview

Package	Description
<b>Future Finance Reporting</b>	Standardized data extraction and financial reporting on SmartAccounts
<b>Integrated Reporting</b>	Combine data from SmartAccounts and other systems — such as working time tracking or CRM — to create a seamless, automated data flow
<b>Integrations between systems and automations</b>	Save time and reduce manual work by connecting systems and automating recurring financial and operational processes
<b>Budgeting</b>	Build dynamic, data-driven budgets in Power BI that link to your actuals for easy tracking, adjustments, and smarter financial planning
<b>Consolidated Reporting</b>	Get a unified overview by integrating data from multiple entities into one Power BI report for transparent, group-level insights
<b>AI extensions</b>	Add intelligence to your data with AI extensions — from automated quote generation based on historical data to smart customer insight agents that turn information into actionable understanding
<b>Excel Plugin</b>	Excel plugin that brings real accounting data directly into the spreadsheets

# Future Finance Reporting

## Executive Summary

Managing financial data effectively is crucial for business success. The Future Finance App provides a ready-to-use framework that extracts financial data from leading accounting platforms, integrates it into Power BI, and delivers **out-of-the-box financial reporting**. This solution empowers businesses to gain clear insights, improve decision-making, and maintain consistent and reliable data.

Accounting  
software



## Features

- ✓ **Automated Data Extraction** – Connect to Smart Accounts API to extract financial data effortlessly.
- ✓ **Role-Based Access Control** – Ensure secure and compliant data access across teams.
- ✓ **Financial Report Templates** – Out-of-the-box dashboards and reports aligned with Future Finance standards.
- ✓ **Scalable & Customizable** – Adaptable to evolving business needs and additional data sources.

## Benefits

- 🏆 Easily drag and drop the report views you need.
- 🏆 Share reports with stakeholders without giving access to SmartAccounts – share only the parts that matter.
- 🏆 Make project tracking simple and transparent.
- 🏆 Connect your own data sources (such as Google Sheets or Excel) for a unified reporting experience.
- 🏆 Time saved due to less data copying or sharing files

## Supported Data Sources



# Integrated Reporting

## Executive Summary


We help clients bring data from multiple systems together into a single Power BI environment. By connecting accounting, CRM, and operational systems, our integrations create a unified view that makes insights clearer and decision-making easier.

## Features


- ✓ Connect different data sources directly to Power BI
- ✓ Enable automatic data updates and synchronization
- ✓ Combine financial, CRM, and operational data in one view
- ✓ Support for custom integrations based on your business needs

## Use case

For our client, we integrated SmartAccounts with Begin to track working hours alongside financial data, giving a clear, unified overview in Power BI. For another client, we added SharePoint as an additional data source, combining operational and accounting data into the same reports for better insight.



begin

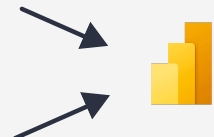


SmartAccounts

Use case 1



**Benefit:** Project managers can follow project status in one place and avoid switching between systems, saving 10 hours in a month and improving follow-up speed.



SmartAccounts

Use case 2



**Benefit:** Stakeholders can now discuss the actual work, not the data collection, and save around 2–3 hours per month that previously went into merging reports.

# Integrations between systems and automations

## Executive Summary

We streamline accounting and operational workflows by automating repetitive tasks, reducing manual work, and eliminating duplicate data entry. By connecting systems and syncing data automatically, project managers save time and ensure data is consistent across platforms.

## Features

- ✓ Automate invoice preparation and other routine accounting processes
- ✓ Sync data between different systems to remove duplicate entries
- ✓ Ensure consistent and accurate information across platforms

## Use case

We implemented integrated data from Begin (time & project tracking software), and created a integration flow to synchronize information between systems. As a result, their invoice preparation became faster, data entry errors were eliminated, and financial information was always consistent and reliable.



**System,**  
e.g. Time tracking system, CRM



 SmartAccounts



**Benefit:** Thanks to the integration, the client avoids retyping information, saves time in invoice preparation, and can trust that financial data is always correct and up to date.

# Budgeting

## Executive Summary

We help clients create dynamic, data-driven budgets that link directly to actuals in Power BI. This enables accurate tracking, faster adjustments, and more informed financial decisions.

## Features

- ✓ **Different budget types –**
  - Account based budgeting
  - Account group based budgeting
  - Project / cost / dimension based budgeting
- ✓ **Budget vs actual reporting in power bi**

## Use case

We connected the client's Excel budgets to Power BI, combining them with real-time project data. This allows managers to quickly see how the business is performing and track budgets against actuals.

### Basic


- ✓ Excel template
- ✓ Manual access management
- ✓ Update on model refresh



Input interface in excel



Income (actual)		Budget		Budget Δ		Expenses (actual)		Budget		Budget Δ	
65.450K€		86.482K€		-21.032K		26.560K€		70.200K€		-43.640K	
Month		January		February							
Account group name ENG		Profit	Budget profit	Budget Δ profit	Profit	Budget profit	Budget Δ profit				
Income		4,000.00 €	7,060.00	-3,060.00	11,662.35 €	8,000.00	3,662.35				
Capital expenditure on items of property, plant and equipment for the entity's own use			1,000.00	-1,000.00		1,000.00	-1,000.00				
Revenue		4,000.00 €	6,060.00	-2,060.00	11,662.35 €	7,000.00	4,662.35				
3000-Sales of goods, services in Estonia 20%		4,000.00 €	1,000.00	3,000.00	7,500.00 €	1,000.00	6,500.00				
3010-Sales of goods to the EU 0%			1,000.00	-1,000.00		1,000.00	-1,000.00				
3015-Sales of services to the EU 0%			2,000.00	-2,000.00	615.00 €	1,000.00	-385.00				
3017-Sales (VAT)			50.00	-50.00	792.35 €	1,000.00	-207.65				
3018-FutureFinance					40.00 €		40.00				
3075-Sales of second-hand goods taxed at 20%			10.00	-10.00	2,700.00 €	1,000.00	1,700.00				
3080-Sales of scrap metal, immovable property, precious metals			1,000.00	-1,000.00		1,000.00	-1,000.00				
3099-Roundings			1,000.00	-1,000.00	15.00 €	1,000.00	-985.00				
Expenses		-3,000.00 €	-7,250.00	4,250.00	-2,000.00 €	-6,250.00	4,250.00				
Depreciation and impairment loss (reversal)			-1,000.00	1,000.00		-1,000.00	1,000.00				
Other operating expenses			-3,000.00	3,000.00		-2,000.00	2,000.00				
4320-IT services, computer accessories			-1,000.00	1,000.00		-1,000.00	1,000.00				
4350-Irrecoverable receivables			-1,000.00	1,000.00							
Total		1,000.00 €	-190.00	1,190.00	9,662.35 €	1,750.00	7,912.35				

 **Benefit:** The team saves time on manual budget tracking, gains immediate visibility into project performance, and avoids mistakes that come from working with multiple files.

### Premium

- ✓ Secure app template
- ✓ **Granular access rights**
- ✓ Instant power bi updates
- ✓ Budget versioning



Output model  
Input interface

Storage of version  
in SQL

# Consolidated Reporting

## Executive Summary

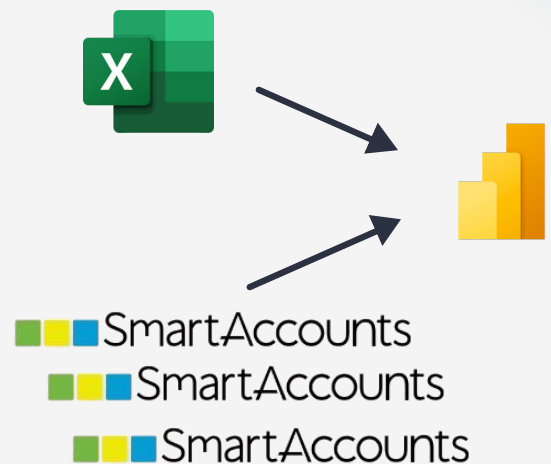
We help clients consolidate financial data from multiple entities into a single Power BI environment, providing a clear overview of group-level performance.


## Features

- ✓ Standardize accounts and codes across different entities
- ✓ Enable consolidated and group-level reporting
- ✓ Provide better visibility for management decision-making

## Use case

Our client had operations in multiple countries, each with its own accounting setup. We consolidated their data to align with the organizational structure, enabling more accurate and insightful reporting for the group.



 **Benefit:** With data consolidated into a single structure, the group can finally rely on one version of the truth—reporting is easier, comparisons are accurate, and decision-making is faster.

# AI extensions

## Executive Summary

We help clients enhance their data with AI, turning information into actionable insights and automating tasks such as quote generation and customer analysis.

## Features

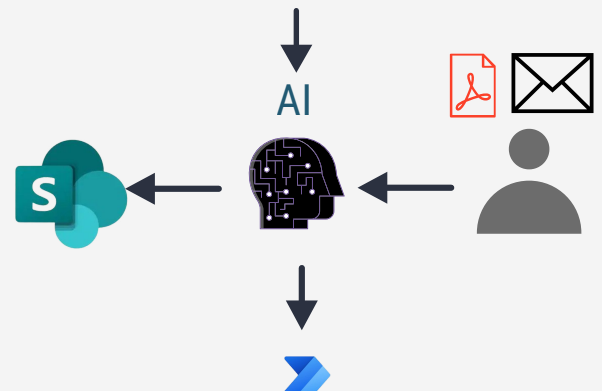
- ✓ AI agent that generates quotes based on historical data and other sources
- ✓ AI agent that provides deeper customer insights from existing data
- ✓ Custom AI solutions tailored to specific business needs


## Use case

Our client wanted to streamline their quoting process. We implemented an AI solution that analyzes historical quotes and recognizes similar drawings to generate accurate proposal estimates, while also providing actionable insights about customer patterns.



SmartAccounts



 **Benefit:** The sales team now prepares quotes much faster and with consistent accuracy. Manual checks and repetitive tasks are removed, allowing them to handle more requests with the same resources. Pricing is more reliable, customer responses are quicker, and managers gain clearer insight into quoting patterns to support better decisions.

# Excel Plugin

## Executive Summary

Excel plugin brings real accounting data directly into the spreadsheets where project sales orders are prepared. This makes it easy to compare planned costs with actual results, identify where estimates were off, and improve future pricing accuracy. The plugin can also send data back to SmartAccounts, allowing you to create sales orders in Excel and push them to the system with one click.

## Features

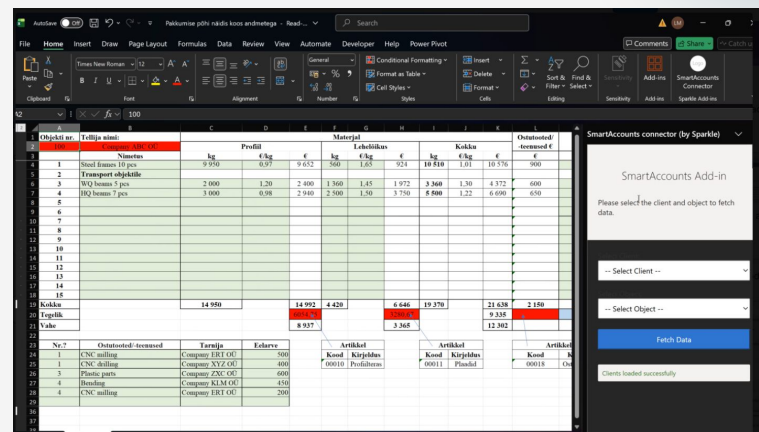
- ✓ **Direct connection to the accounting system** – real cost data available inside Excel
- ✓ **Two-way integration** – after preparing a proposal, you can send it with the correct lines directly to the accounting software

✓ **Side-by-side comparison** – planned vs. actual costs shown clearly in one place


✓ **Simple setup and intuitive use**


## Use case

A client wanted a clearer view of how accurate their project estimates were. We built an Excel connector that pulls actual accounting data into their project file and lets them send new proposals directly back to the accounting system. This gives them one simple workflow for checking past accuracy and creating new sales orders.

Line Item	Description	Unit	Quantity	Planned Cost	Actual Cost
1	Steel beam 10 pcs	kg	9,900	6,977	9,432
2	Transport object	kg	2,000	1,200	2,400
3	Weld beam 5 pcs	kg	3,000	6,300	2,940
4	Weld beam 7 pcs	kg	2,100	3,150	3,780
5					
6					
7					
8					
9					
10					
11					
12					
13					
14					
15					
16					
17					
18					
19					
20					
21					
22					
23					
24					
25					
26					
27					
28					
29					
30					
31					
32					
33					
34					
35					
36					
37					
38					
39					
40					
41					
42					
43					
44					
45					
46					
47					
48					
49					
50					
51					
52					
53					
54					
55					
56					
57					
58					
59					
60					
61					
62					
63					
64					
65					
66					
67					
68					
69					
70					
71					
72					
73					
74					
75					
76					
77					
78					
79					
80					
81					
82					
83					
84					
85					
86					
87					
88					
89					
90					
91					
92					
93					
94					
95					
96					
97					
98					
99					
100					

 **Benefit:** They now quickly see where estimates were off, improve future pricing, and avoid manual data entry. With two-way integration, proposals created in Excel go straight into the accounting software—reducing errors and speeding up the entire process.

A full-page background image featuring a person in a spacesuit climbing a ladder that leads up to a rocket. The rocket is positioned vertically, and the person is seen from behind, ascending the ladder. The scene is set on a dark, rocky lunar surface. In the background, a massive, bright orange-yellow moon dominates the sky, with a starry space environment visible beyond the horizon.

***"Managing our budget has become so much easier. We save time, get instant visibility into project performance, and avoid errors from juggling multiple files."***

**— Designing company**

***"The team appreciates having all information in one place and up to date – it makes day-to-day work much more efficient."***

**— engineering and manufacturing company**

# Cloud Solution Provider

---

## End to end setup and support

Setup of cloud infrastructure on Azure

Monitoring of cloud infrastructure

Cost optimization

Security



## Infrastructure and security partners

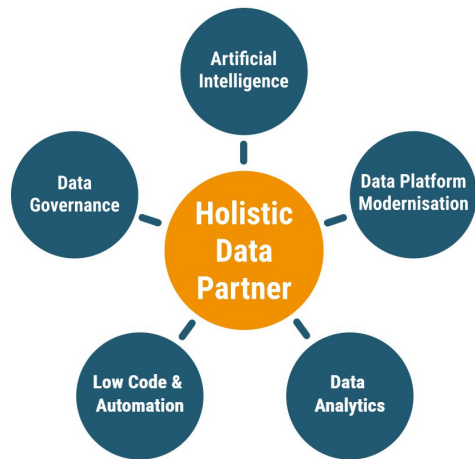




# Sparkle

## Your trusted partner in data excellence

Sparkle is your go-to expert for data consultancy, helping organizations unlock the full potential of their data. With deep expertise in Microsoft technologies and a broad range of data-driven solutions, we ensure your business stays ahead in the digital age.



### Funding & Subsidy Opportunities

Organizations working with Sparkle can benefit from various funding programs designed to reduce costs and maximize value:  
💰 **Microsoft Funding** – Eligible customers can access Microsoft funding through Sparkle to support their data projects.

### Why Choose Sparkle?

- ✦ Proven track record in financial reporting    Future Finance
- ✦ Proven expertise in data consultancy and Microsoft solutions.
- ✦ Tailored strategies for long-term success
- ✦ Certified Microsoft solutions partner for Data & AI



Let's unlock the full potential of your data together!



**Ready to ignite your  
data mission?**  
**Let's talk!**



**Pieter Jansen**  
**Managing Partner Estonia**  
+372 5305 8920  
pieter.jansen@sparkle.consulting  
<https://sparklesolutions.ee/>